

QTY

DESCRIPTION



- 1 2022 MAZDA BT-50 SP B30C DUAL CAB UTE 4x4
 REG: XD592G (SA)
 VIN: MP2TFS40JNT034360
 ENG: 4JJ3YX2196
 ODO: 56,805 kms
 3.0L TCDI DT4 DIESEL, 6 SPEED AUTOMATIC TRANSMISSION, SILVER DUCO, 4 DOORS, 5 SEAT, 4x4
 ABS, AIR BAG, AIR CON, ALLOY WHEELS, BLUETOOTH, CENTRAL LOCKING, CRUISE CONTROL, IMMOBILISER, POWER STEERING, POWER WINDOWS, SAT NAV, SIDE STEP, SPARE WHEEL, TONNEAU COVER, TRACTION CONTROL, KEY NO: 35
 (WITH 2 KEY/S, WITH OWNER'S MANUAL, NO SERVICE BOOKS)



- 1 2022 GWM CANNON-L DUAL CAB UTILITY 4X4
 REG: XD377A
 VIN: LGWDCF19XNJ633641
 ODO: 56,382kms SHOWING
 2.0L DTFI DT4, 8 SPEED AUTOMATIC TRANSMISSION, DIESEL, SILVER DUCO, 4 DOORS, 5 SEAT, 4X4
 ABS, AIR BAG, AIR CON, ALLOY TRAY, ALLOY WHEELS, BLUETOOTH, CANOPY, CENTRAL LOCKING, CRUISE CONTROL, IMMOBILISER, LADDER RACK, LEATHER TRIM, POWER STEERING, POWER WINDOWS, ROOF RACKS, SAT NAV, SIDE STEP, SPARE WHEEL, TOOL BOX, TOW BAR, TRACTION CONTROL, KEY# 46
 (WITH 1 KEY/S)

- 1 2021 MERCEDES BENZ GLA250 4MATIC H247MY21.5 WAGON
 REG: S167 CJS
 VIN: WIN2477472J263416
 2.0 LITRE PETROL, 8 SPEED AUTOMTIC TRANSMISSION, 4 DOORS,
 ABS, AIR BAG, AIR CON, BLUETOOTH, CENTRAL LOCKING, CRUISE CONTROL, POWER STEERING, POWER WINDOWS, SAT NAV, TRACTION CONTROL, KEY #60
 (WITH 1 KEY/S)



- 1 2020 VOLKSWAGEN GOLF R AU MY20 HATCHBACK FWD
 REG: S975 CFO (SA) (EXPIRY: 05/05/2026)
 VIN: WVVZZZAUZLW107820
 ODO: 14,679km
 2.0 F/INJ T4, 7 SPEED AUTO DIRECT SHIFT, TURBO PETROL, 5 DOORS, 5 SEAT, FWD
 ABS, AIR BAG, AIR CON, ALLOY WHEELS, BLUETOOTH, CENTRAL LOCKING, CRUISE CONTROL, POWER STEERING, POWER WINDOWS, TRACTION CONTROL, APPLE CAR PLAY & ANDROID AUTO
 ELECTRIC SEATS

KEY# 1
 (WITH PAPERS, WITH 1 KEY/S, NO OWNER'S MANUAL, NO SERVICE BOOKS)



- 1 2018 MAZDA BT-50 HI-RIDER MY18 FREESTYLE CAB CHASSIS 4X2
 REG: S098 CWV (SA)
 VIN: MM0UROYG100939294
 ENG: P5AT2747083
 ODO: 164,321 kms
 3.2L DTFI DT5 DIESEL, 6 SPEED MANUAL TRANSMISSION, WHITE DUCO, 2 DOORS, 4 SEAT, 4X2
 ABS, AIR BAG, AIR CON, ALLOY WHEELS, BLUETOOTH, BULL BAR, CENTRAL LOCKING, CRUISE CONTROL, DECALS, IMMOBILISER, POWER STEERING, POWER WINDOWS, ROOF RACKS, SPARE WHEEL, SPOT LIGHTS, TOW BAR, TRADEMANS FITOUT, KEY #15
 (WITH 1 KEY/S, WITH OWNER'S MANUAL, WITH SERVICE BOOKS)

QTY

DESCRIPTION

- 1 2020 TOYOTA HIACE SLWB GDH320R VAN
 REG: S741 CHT
 VIN: JTFALAC3CPX06006347
 ODO: 114,607kms SHOWING
 2.8 LITRE DIESEL, WHITE DUCO, 4 DOORS,
 ABS, AIR BAG, AIR CON, CARGO BARRIER, KEY #64
 (WITH 1 KEY/S)
 CONDITION:
 - POSSIBLE HEAD GASKET ISSUE



- 1 2017 FORD RANGER 2 XLT DUAL CAB UTE 4x4
 REG: S209 BLP (SA)
 VIN: MPBUMFF50HX117693
 ODO: 281,906kms SHOWING
 3.2 LITRE TURBO DIESEL, 6 SPEED MANUAL TRANSMISSION, WHITE DUCO, 4
 DOORS, 5 SEAT, 4x4
 ABS, AIR BAG, AIR CON, ALLOY WHEELS, BLUETOOTH, BULL BAR, CD PLAYER,
 CENTRAL LOCKING, CRUISE CONTROL, IMMOBILISER, POWER STEERING,
 POWER WINDOWS, SIDE STEP, SPARE WHEEL, ROLLER UTE COVER
 2 WAY RADIO

KEY #42
 (WITH 1 KEY/S)
 CONDITION:
 BONNET/ROOF - SMALL DENTS LIKE HAIL DAMAGE
 LHR PANEL - SCRAPES & SCRATCHES
 ENGINE - BELT SQUEAL NOISE



- 1 2015 LANDROVER DISCOVERY SPORT HSE TD4 LC, HSE SUV 4x4
 REG: YY 641D
 VIN: SALCA2AC3GH555561
 ENG: DZ884082776224DT
 ODO: 219,948kms SHOWING
 2.2 LITRE TURBO DIESEL, AUTOMATIC TRANSMISSION, WHITE DUCO, 4
 DOORS, 5 SEAT, 4x4
 ABS, AIR BAG, AIR CON, ALLOY WHEELS, BLUETOOTH, CENTRAL LOCKING,
 CRUISE CONTROL, IMMOBILISER, LEATHER TRIM, POWER STEERING, POWER
 WINDOWS, SAT NAV, SPARE WHEEL, SUNROOF, TOW BAR, TRACTION
 CONTROL, KEY #9
 (WITH 1 KEY/S, WITH OWNER'S MANUAL, WITH SERVICE BOOKS)
 CONDITION:
 L/H/F UNDER DOOR SKIRTING - DAMAGED & MISSING
 DRIVERS DOOR INTERIOR - DOOR HANDLE DAMAGED & LOOSE (IN GLOVE
 BOX)



- 1 2011 VOLKSWAGEN CADDY TDI VAN
 REG: S578 CRV
 VIN: WU1ZZZ2KZBX242833
 ENG: CAY529312
 ODO: 169,830kms SHOWING
 1.6 LITRE TURBO DIESEL, AUTOMATIC TRANSMISSION, WHITE DUCO, 4
 DOORS, 2 SEAT,
 AIR BAG, AIR CON, CARGO BARRIER, CD PLAYER, CENTRAL LOCKING,
 IMMOBILISER, POWER WINDOWS, SPARE WHEEL, TOW BAR, WITH RECEIPTS
 FOR SERVICING & REPAIRS IN OFFICE

KEY #6
 (WITH PAPERS, WITH 2 KEY/S)

QTY

DESCRIPTION



- 1 2010 FORD TRANSIT 2 VM VAN SWB
 REG: S277 BVZ (SA)
 VIN: WF0XXXBDFXAB80982
 ENG: H9FBAB80982
 ODO: 115,529kms SHOWING
 4 CYLINDER TURBO DIESEL, 5 SPEED MANUAL TRANSMISSION, WHITE DUCO,
 4 DOORS, 3 SEAT,
 AIR BAG, AIR CON, BLUETOOTH, CARGO BARRIER, CD PLAYER, CENTRAL
 LOCKING, CRUISE CONTROL, POWER STEERING, POWER WINDOWS, ROOF
 RACKS, SHELVING, SPARE WHEEL, TRADEMANS FITOUT, REAR STEP,
 SIDE MOUNT FLOOD LIGHTS
- KEY #49
 (WITH PAPERS, WITH 2 KEY/S, WITH OWNER'S MANUAL, WITH SERVICE
 BOOKS)



- 1 1982 TOYOTA LANDCRUISER BJ42 OPEN TOP 4x4
 REG: UYE 402 (EXPIRED)
 VIN: BJ42003318
 ENG: 0513323
 ODO: 287,177kms SHOWING
 BLACK DUCO, 2 DOORS, 4x4
 DECALS, POWER STEERING, SIDE STEP, SPARE WHEEL, SPOT LIGHTS, BULL
 BAR & ROLL BARS
 CUSTOM SUSPENSION, 35' TYRES, SOFT TOP
 ELEC WINCH, SNORKEL AIR INTAKE
- KEY #44
 (WITH PAPERS, WITH 1 KEY/S)



- 1 MAZDA HATCHBACK
 BLACK, 4 DOORS,
 BURNT OUT WRECKING OR SALVAGE ONLY
 NO COMPLIANCE OR MANUFACTURER PLATES
 (NO PAPERS, NO OWNER'S MANUAL, NO SERVICE BOOKS)



- 1 2020 ISUZU FHY 8x4 300/350 VACUUM PUMP TRUCK
 REG: XS 94 CM
 VIN: JALFYH77TH7000495
 ODO: 72,496kms SHOWING
 38 AUTO, SPRING SUSPENSION,
 AIR CON, NORTHEAST ENGINEERING FIT OUT, WITH
 VERMEER VSK200/2000 VACUUM PUMP SET
 ID: V2000723193375
 POWERED BY JOHN DEERE 6 CYLINDER TURBO DIESEL
 3,350 ENGINE PUMP HOURS
- KEY# 40



- 1 2011 WESTERN STAR CONSTELLATION 4800FX 6x4 LONG NOSE PRIME MOVER
 REG: XS 48 HM
 VIN: SKKJAEDR2CPBL5565
 ODO: 340,341kms SHOWING
 HOURS: 21,73
 GVM: 24,500kg
 GCM: 90,500kg
 DETROIT DD15, 560 TURBO DIESEL, EATON FULLER 18 SPEED SPEED MANUAL
 TRANSMISSION, AIRBAG SUSPENSION, WHITE DUCO, 11R22.5 2 DOORS, 2
 SEAT,
 AIR CON, AIR KIT, ALLOY RIMS, CB RADIO, QUAD TANKS, TURBO TIMER
 VIESE CAB A/C UNIT
 ROAD TRAIN RATED
- KEY #18
 (WITH 1 KEY/S, NO OWNER'S MANUAL)

QTY

DESCRIPTION



- 1 2012 UD CONDOR PKC8E PK17-280 6x4 SPACE CAB TRAY TOP
 VIN: JNBPKC8EC00S00657
 ENG: GHY-204062
 ODO: 463,734kms SHOWING
 PLANT NO: XS09HE
 GVM: 23,500kg
 GCM: 32,000kg
 EATON FULLER SYNCHRO 8 SPEED MANUAL TRANSMISSION, WHITE DUCO, 2 DOORS, 3 SEAT,
 AIR CON, STEEL RIMS, STEEL TRAY, 2 WAY RADIO
 STEEL CHECKER PLATE STEEL TRAY LENGHT 30ft
 WITH CONTAINER PINS,
 ADJUSTABLE AIRBAG SUSPENSION, SPARE TYRE
 BATTERY ISOLATION SWITCHES
 UNDER TRAY TOOL BOX
- KEY #4
 (WITH 1 KEY/S)



- 1 2019 HINO 300 616 SERIES 2 4X2 REFRIGERATED PANTEC TRUCK
 REG: S785 DCP (SA) (EXPIRED)
 VIN: JHHCCS3H50K001907
 ODO: 308,972km SHOWING
 GVM: 4495kg
 AUTOMATIC, TURBO DIESEL, 3 SEAT,
 AIR CON, THERMO KING REFRIGERATED TRUCK BODY WITH FREEZER
 COMPARTMENT
 MODEL: V-500MAX
 S/NO: IF1956/18
 DOM:04/2019
 INTERNAL SIZE: 3100 x 2000 x 1800mm
 (WITH PAPERS, WITH 1 KEY/S, WITH OWNER'S MANUAL, WITH SERVICE BOOKS)



- 1 2012 ISUZU NH NP 300 EURO V 4X2 CREW CAB TIPPER
 REG: S299CCK (EXPIRED)
 VIN: JAANPR75LB7100464
 GVM: 6500
 SITEC SERIES 3 155, MANUAL, DIESEL, WHITE, 4 DOORS, 7 SEAT,
 AIR CON, BULL BAR, ROAD SIGN TOOL BOXES, DROP SIDE STEEL TRAY,
- KEY# 34
 (NO PAPERS, WITH 1 KEY/S, NO OWNER'S MANUAL, NO SERVICE BOOKS)



- 1 2009 MITSUBISHI CANTER L 7/800 4X2 TRAY TOP TRUCK
 REG: S894AES (SA)
 VIN: JLFFE83DE0KJ004?5
 ODO: 277,494
 GVM: 4500
 MANUAL, 3 DOORS, 3 SEAT,
 AIR CON, STEEL DROP SIDE TRAY, MOUNTED TOOL BOX,
 FITTED WITH 2 X NEW BATTERIES
- NOTE: NOT RUNNING, ALL FAULTS, FRONT END DAMAGE
 (NO PAPERS, WITH 1 KEY/S, NO OWNER'S MANUAL, NO SERVICE BOOKS)

QTY

DESCRIPTION



- 1 1999 ISUZU NQR W8 4x2 SINGLE CAB PANTEC
 REG: WKD 827
 VIN: JAAN1R70RX7100533
 ENG: 686889
 ODO: 464,468kms SHOWING
 GVM: 8,500kg
 GCM: 10,500kg
 4 CYLINDER TURBO DIESEL, 6 SPEED MANUAL TRANSMISSION, SPRING
 SUSPENSION, WHITE DUCO, 2 DOORS, 3 SEAT,
 AIR CON, BULL BAR, DRIVING LIGHTS, STEEL RIMS, PANTEC BODY 5400 (L) x
 2500 (W) x 1900mm (H)
 FITTED WITH REAR HYDRAULIC TAILGATE LOADER & REAR STEP
- KEY #24
 (WITH PAPERS, WITH 1 KEY/S)



- 1 1986 HINO FD-174 4x2 PANTEC CAR TRANSPORTER
 REG: UYF 829
 VIN: 10726
 ENG: 174776
 ODO: 508,600kms SHOWING
 GVM: 9,300kg
 GCM: 15,000kg
 ECONO DIESEL ENGINE 6 CYLINDER, MANUAL TRANSMISSION, SPRING
 SUSPENSION, 8.25 R16LT 2 DOORS, 3 SEAT,
 BULL BAR, DRIVING LIGHTS, TOW BALL
 SPARE TYRE & UNDER TRAY TOOL BOX
 ELEC WINCH MOUNTED IN PANTEC & REMOVABLE LOADING RAMPS
 PANTEC FITTED WITH SIDE ACCESS DOOR
 INSULATED BODY
 SIZE:
 LENGTH: 5500mm
 WIDTH: 2300mm
 HEIGHT: 2100mm
- KEY #11
 (WITH PAPERS, WITH 1 KEY/S)



- 1 2009 HINO FC4J-2029 SER-2 4x2 MINI CONCRETE MIX TRUCK
 REG: SB 53 CA (SA)
 VIN: JHDFC6JEKXXX10121
 ODO: 367,710kms SHOWING
 GVM: 10,400kg
 GCM: 15,000kg
 6 SPEED MANUAL TRANSMISSION, SPRING SUSPENSION, BLUE & WHITE
 DUCO, 2 DOORS, 3 SEAT,
 FITTED WITH BOWL CONCRETE MIXER
 MANUFACTURED BY T.E
 PTO DRIVEN
- KEY #38
 (WITH 1 KEY/S)



- 1 2010 MACK C5MR 8x4 RIGID TRUCK, EX CONCRETE MIXER
 REG: SB 04 EG
 VIN: 6FMS06D53AD801600
 ODO: UNKNOWN
 GVM: 28,500kg
 CUMMINS 6 CYLINDER DIESEL TURBO ENGINE, AUTOMATIC TRANSMISSION,
 WHITE DUCO, 2 DOORS, 2 SEAT,
 DEFECTED, ALL FAULTS NOT STARTING OR DRIVING
 NO KEY
 (WITH OWNER'S MANUAL, NO SERVICE BOOKS)

QTY

DESCRIPTION



- 1 2011 IVECO DELTA EURO 5 BUS, EXPRESS COACH BUILDERS
 MOD: E.C.B OMNI BUS
 REG: NO PLATES
 VIN: 6F2BACR00BDU00045
 ODO: 748,857kms
 ENGINE: CUMMINS 280HP, TURBO DIESEL
 ALLISON T375 AUTO TRANSMISSION
 SEATS: 54 PEOPLE
 ALLOY BULL BAR, ROCK SCREEN,
 BELLY LUGGAGE STORAGE COMPARTMENT,
 BATTERY ISOLATION SWITCH,
 AIR-CONDITIONING
 SPARE WHEEL
 WHEEL BASE: 3.70m
 GVM: 18,500kg
 PLANT NO: 5032
 DAMAGE: ENTRY DOOR SMASHED GLASS WINDOW
 WITH 1 x KEY

KEY #53



- 1 2007 SINGLE AXLE ENCLOSED TRAILER 7x5ft
 REG: YHR 021
 VIN / CHASSIS: 6T9T2700S726XA003
 INTERNAL SIZE: 2100 (L) x 1500 x 1450mm (H)
 FRONT MOUNT TOOL BOX
 BALL HITCH, JOCKEY WHEEL
 SPARE WHEEL, LOCKABLE WITH KEY

KEY #43
 (WITH PAPERS)



- 1 2012 BUILT TOUGH TRAILERS 7 x 4ft
 SINGLE AXLE, TRADESMANS TRAILER,
 VIN: 6T9T2000SB01KW376,
 REG: S365TBX, REG EXPIRED,
 CHECKER PLATE TOOL CARRIER, FRONT MOUNT TOOL BOX,
 JOCKEY WHEEL, 50mm COUPLER, CARRY RACKS









- 1 BOX TRAILER, SINGLE AXLE, 6x4'
 REG: TDN 409
 VIN: N/A
 SIZE: 1200 x 1230mm
 BROWN, BALL HITCH, SPARE WHEEL, JOCKEY WHEEL
 SOME RUST
 WITH REG PAPER



- 1 QUEST TRAILERS 16' SINGLE AXLE ENCLOSED TRAILER
 REG: S120 TKT
 VIN / CHASSIS: 6K9LL5TRLGB263084
 EXTERNAL LIGHTS
 BATTERY SYSTEM
 2 x DOORS WITH GAS STRUTS

KEY #32

| QTY | DESCRIPTION |
|--|---|
|  | <p>1 TANDEM AXLE TRAILER, 13x6.6ft HEAVY DUTY CONSTRUCTION NO REGO NO COMPLIANCE PLATE SPRING SUSPENSION BALL HITCH INTERNAL SIZE: 4000 x 2040mm TRYRE SIZE: 205 R 16 STEEL DECK, HINGED SIDE, FRONT & REAR GATES</p> |
|  | <p>1 1979 FREIGHTER SINGLE AXLE PLANT TRAILER REG: S698 TDW VIN / CHASSIS: 80302 8.25R15 TR, DRUM BRAKES, RING FEEDER HIT, 5,510 LBS PAYLOAD CAP MESH STEEL DECK SIZE: 3000 x 1730mm REAR HINGED RAMPS SPARE WHEEL AIR BRAKES</p> |
|  | <p>1 2013 CATERPILLAR 432F, BACKHOE LOADER PIN: CAT0432FTLNR01106 REGO No. S73 SAG (SA) FULLY ENCLOSED A/C CAB, CAT 3054C, 94HP, 4 CYLINDER DIESEL ENGINE, HRS SHOWING 8,584 FITTER WITH FRONT LEVELING BLADE & BACKHOE GP TRENCHING BUCKET. 2 x STABILIZERS, BATTERY ISOLATION SWITCH, 1 x KEY, NO REGO PAPERS KEY #19</p> |
|  | <p>1 2015 VOLVO FRONT END LOADER, WHEELED, MOD: L120F PIN NO: VCEL120FJF0027365 POWERED BY 162kw TURBO DIESEL ENGINE MOD: D7ELAE3 HOURS: 19,357 SHOWING ENCLOSED A/C CABIN, FITTED WITH MINE SPEC FIRE SUPPRESSION SYSTEM</p> <p>NOTE: ENGINE OIL PRESSURE LOW, BLOWING SMOKE</p> |
|  | <p>1 FORKLIFT, CLARK 10 TONNE WITH EXTENDABLE FORK CARRIAGE POWERED BY 6 CYLINDER DIESEL ENGINE HOURS: 1,308 SHOWING 2 SPEED TRANSMISSION 2 STAGE MAST DUAL FRONT WHEELS</p> <p>KEY #41</p> |
|  | <p>1 TRACTOR, FERGUSON MOD: SP40 4 CYLINDER PETROL BALL HITCH NOT RUNNING, ALL FAULTS</p> |

QTY

DESCRIPTION



- 1 FLAIL MOWER, HANMEY
 MOD: AGL-145B
 DOM: 2023
 HYDRAULIC SWING ARM OFFSET, DITCH/BANK CUTTING & TILT HEAD
 CUTTING DECK: 1450mm (W)
 3PTL
 PTO DRIVEN WITH PTO DRIVE SHAFT



- 1 1968 ALUMINIUM TINNY, SAVAGE, KINGFISHER, 3.5m
 S/NO: 503
 MARINE REG: ZX1595I
 HIN: AU-TSA033736AH9
 3 PERSON CARRY CAP
 POWERED BY CHRYSLER 3.5HP OUTBOARD ENGINE
 WITH SINGLE AXLE TRAILER
 REG: S607 TAA
 VIN: 67033108051950
 BALL HITCH
 JOCKEY WHEEL
 WINCH & LIGHT BAR
 WITH REGISTRATION PAPERS



- 1 2010 FICEP AUTOMATIC CNC PLATE CUTTING LINE,
 MOD: TIPOA31
 SERIAL: 32275
 MACHINE OPERATIONS: MARKING, DRILLING, MILLING, SCRIBING,
 COUNTER SINKING, TAPPING, CHAMFERING & THERMAL CUTTING
 MACHINE CUTS 100mm PLATE
 NEW CONTROL PANEL LESS THAN 12 MONTHS OLD & NEW GAS CONTROL
 MODULE LESS THAN 2 YEARS OLD
 DONALDSON TORIT DCE CONTROL BOARD (SEE 'DOCUMENTS' FOR MANUAL)
 HYPER THERM HYPERFORMANCE PLASMA CUTTER, MOD: HPR260XD
 3 PHASE 415V
 (LINE IS CURRENTLY DISASSEMBLED FOR TRANSPORT)



- 1 BOILER, FULTON
 MOD: VSRT-50
 VERTICAL SPIRAL RIB TUBELESS BOILER
 DOM: 2021
 ADD DESIGNATION: WSV-0150512084
 S/NO: F1S013024A
 ENERGY OUTPUT 500kw
 MAX STEAM CAP: 782kg/HOUR
 MAWP: 10.3 BAR
 NATURAL GAS & 415V
 WITH ACCESSORIES INCLUDING:
 FILTRATION UNIT, GRUNDFOS PUMP, PRESSURE RELIEF VALVE
 WATER TREATMENT CHEMICALS, ETC (ON PALLET)



- 1 SANDBLASTING UNIT, AXXIOM, SCHMIDT ABRASIVE BLASTING
 4 GUN CAPACITY
 MOD: 75CFBULK
 DOM: 2020
 MAWP: 1034KPA
 WITH AIR PREP SYSTEM, AXXIOM
 MOD: ACS750
 MAWP: 1034KPA
 INCLUDING
 AIR FILTRATION SYSTEM, SKID MOUNTED WITH
 FORK POCKETS, VACUUM HOSE & ABRASIVE COLLECTION FITTING

QTY

DESCRIPTION



- 1 PACKAGED GENSET, 2007 OLYMPIAN
 MOD: GEP110
 S/NO: OLY00000JRPS07088
 RATED POWER: 110KVA (88kw)
 OUTPUT VOLTAGE: 415/240V
 POWERED BY PERKINS 6 CYLINDER 5.9 LITRE TURBO DIESEL ENGINE
 MOD: 2330/1500
 HOURS: 533 SHOWING
 WITH DIGITAL CONTROL INTERFACE



- 1 PACKAGED SCREW AIR COMPRESSOR, INGERSOLL RAND
 MOD: MM160
 S/NO: 111792 IFHG BEB
 DOM: 2014
 CAPACITY: 26.00m3/MIN
 RATED PRESSURE: 0.86 MP
 RATED POWER: 160kw
 HOURS: 11,365 SHOWING TOTAL (5320 LODAED)
- SOLD IN SITU, LOCATED AT 39 COX ST, WINGFIELD
 PLEASE CONTACT CHRIS SAWYER 0411 619 777 TO ARRANGE INSPECTION
 THERE WILL BE A FORKLIFT ON SITE FOR LOADING



- 1 2018 JACON CONCRETE PUMP
 MODEL: S45
 TRANSPORTABLE, SKID MOUNTED
 VIN NO: 6T9T26R06JOL1X005
 POWERED BY DEUTZ MODEL: BF4L914
 4 CYLINDER DIESEL ENGINE, 72.4 kw
 HRS SHOWING: 165
 S VALUE TYPE CONCRETE PUMP,
 WITH MINE SPEC FIRE SUPPRESSION SYSTEM,
 MAMMOTH ANTI SPARK EXHAUST SYSTEM,
 SAWN AIR COMPRESSOR & AIR RECIVER TANK
 2 x HYDRAULIC OUT RIGGERS
 BATTERY ISOLATION SWITCHES.




- 1 INDUSTRIAL DUST EXTRACTION & COLLECTION UNIT
 FARR CAMFIL
 MODEL : GS12SQ
 S/N : 2-437478
 FITTED FARR DUST COLLECTOR CONTROLLER
 HRS SHOWING 58,903
 415 V, SKID MOUNTED WITH FORK POCKETS



- 1 INDUSTRIAL DUST EXTRACTION & COLLECTION UNIT
 OLIVER WITH AEROVENT FAN UNIT
 MODEL: BLW355
 415 V, SKID MOUNTED WITH FORK POCKETS

QTY

DESCRIPTION



- 1 INDUSTRIAL DUST EXTRACTION & COLLECTION UNIT
OLIVER WITH AEROVENT FAN UNIT
MODEL: BLW355
415 V, SKID MOUNTED WITH FORK POCKETS



- 1 INDUSTRIAL DUST EXTRACTION & COLLECTION UNIT
OLIVER WITH AEROVENT FAN UNIT
MODEL: BLW355
415 V, SKID MOUNTED WITH FORK POCKETS



- 1 44 x BAYS COLBY PALLET RACKING COMPRISING,
50 x UPRIGHTS, FROM 4850mm (H) - 6000mm (H), (UPRIGHTS HAVE BEEN CUT
TO VARIOUS HEIGHTS TO SUIT WAREHOUSE)
266 x CROSS BEAMS, 2600mm,
12 x CROSS BEAMS, 1400mm,
POST GUARDS, 6 x BAYS WITH EXTENDED DEPTH & SAFETY MESH

PALLET RACKING IS LOCATED AT 386 TORRENS ROAD KILKENNY SA (NEXT
DOOR TO MGS)

PLEASE NOTE: IT IS THE PURCHASERS RESPONSIBILITY TO DISMANTLE &
REMOVE PALLET RACKING
ALL RACKING MUST BE REMOVED WITHIN 5 BUSINESS DAYS OF SALE.
A FORK LIFT & SAFETY CAGE IS AVAILABLE FOR HIRE FROM MGS FOR A
NOMINAL FEE.
DRIVER MUST HAVE FORKLIFT LICENSE



- 1 20ft SHIPPING CONTAINER,
YELLOW, TIMBER FLOOR GOOD CONDITION,
WATER TIGHT, NO HOLES

QTY

DESCRIPTION



- 1 SITE TOILET, SKID MOUNTED
 POLY CONSTRUCTION
 BLUE & GREY
 FITTED WITH CHEMICAL TOILET & URINAL
 1100 x 1100 x 2200mm (H)



- 1 SITE TOILET, SKID MOUNTED
 POLY CONSTRUCTION
 BLUE & GREY
 FITTED WITH CHEMICAL TOILET
 1150 x 1150 x 2350mm (H)



- 1 ELECTRIC FORKLIFT/PALLET STACKER, WARE QUIP
 1000kg LIFT CAP
 MAX LIFT HEIGHT: 2500mm
 NOT INCLUDING CHARGER



- 1 TRUCK TRAY FITTED WITH 4 COMPARTMENT STORAGE UNIT MOUNTED TO
 THE FRONT
 3 COMPARTMENTS WITH ROLLER DOORS,
 TRAY SIZE 4200(L) X 2400(W) X 1420mm (H)

QTY

DESCRIPTION



- 1 AIR COMPRESSOR,
PEERLESS, MODEL:WBS-4A
MAX PRESSURE: 1.0 MPa
F.A.D. 0.35 m3/MIN
415 V

- 1 PALLET JACK, SLIM WIDTH
ORANGE

- 1 PALLET JACK, CROWN
BEIGE & BLUE

- 1 PALLET JACK, TOYOTA
ORANGE



- 1 EXCAVATOR BUCKET, SMP
PART NO: 70740
TYPE: 700HDR-950B
DOM: 2022
COUPLER: SMP2
900mm (W)

- 1 GLASS WINDOWS & SEALS
1 x PALLET




- 1 5 x TIMBER CRATES LARGE QUANTITY RUBBER DAMPERS / MOUNTING
BRACKETS,
50mm DIAMETER x 35mm (H)
1 x PALLET



- 1 FLEXIGLASS FIBERGLASS CANOPY, SUIT FORD RANGER SPACE CAB
4 WAY GLASS, 2060 x 1860mm

- 1 FB POWER CONTROL CABINET, TELEMECANIQUE
MOD: ALTIVAR-71
800 x 60 x 3200mm
IN CRATE

- 1 FLY WHEEL, DISC CUTTER, LILEDUM TF4
415V

| QTY | DESCRIPTION |
|-----|--|
| 1 | WHEEL BALANCER, BEISSBARTH MOD: MICROTEC787-761-787001 WITH TUB OF ACCESSORIES |
| 1 | ROYAL WOLF 20ft SHIPPING CONTAINER, DOM: 2021, TIMBER FLOOR, GREAT CONDITION |
| 1 |  HYDRAULIC POWER PACK, ENERPAC MOD: PEM-3042 4 WAY MAX OUTPUT: 10,000PSI 240V |
| 1 | EXPANDING ROLLER CONVEYOR, CARBATEC MOBILE EXPANDS FROM 550 TO 1400 x 500 (W) x 700mm (H) |
| 1 |  HYDRAULIC POWER PACK, POWER TEAM MOD: PG-120HVCK POWERED BY 6HP PETROL ENGINE 9500PSI MOBILE |
| 1 |  HORIZONTAL BAND SAW, HAFCO METAL MASTER MOD: BS-400AS DOM: 2008 POWER CLAMPING, 660mm INTERNAL WIDTH x 550mm (H) (APPROX) |
| 1 | DRILL PRESS, PARAMOUNT BROWN MOD: DBP2075B 240V |
| 1 | 35 (APPROX) x WOODWORKING MOULDER CUTTING BITS, ASSORTED TYPES & SIZES 2 x TRAYS |
| 1 | 30 (APPROX) x WOODWORKING MOULDER CUTTING BITS, ASSORTED TYPES & SIZES 2 x TRAYS |
| 1 | 12 (APPROX) x WOODWORKING MOULDER CUTTING BITS, ASSORTED TYPES & SIZES 2 x TRAYS |
| 1 | 90 (APPROX) x WOODWORKING CUTTER BITS, HOLDERS & ATTACHMENTS INCLUDING DRILLS & MILLS, ETC 3 x TRAYS |



| QTY | DESCRIPTION |
|-----|---|
| 1 | 6 x TOOL HOLDERS, BT-30 WITH ASSORTED WOOD MOULDER CUTTING BITS |
| 1 | 10 x TOOL HOLDERS, BT-30 WITH BUSHES & ACCESSORIES 1 x TRAY |
| 1 | 5 x TOOL HOLDERS, BT-30 WITH ASSORTED WOOD MOULDER CUTTING BITS |
| 1 | AIR COMPRESSOR, INGERSOLL RAND 3/4 HP 240V |
| 1 | ROTARY HOE, SCOTT BONNAR PETROL |
| 1 | METAL FOLDER, JOHN HEINE MOD: No 64H MANUAL CAPACITY: 16g SOFT STEEL WIDTH: 1260mm |
| 1 | HYDRAULIC CRIMPING TOOL KIT, PARKER/ENERPAC 30 TONNE COMPRISING PARKER KARRY KRIMP MOD: 82C-080 (892083 REV.K.) HYDRAULIC POWER PACK, ENERPAC MOD: P392 MAX PRESSURE: 10,000PSI WITH FITTINGS IN POLY CARRY CASE |
| 1 | HYDRAULIC POWER PACK, MOD: ES102-552 AIR POWERED HYDRAULIC FOOT OP MAX AIR PRESSURE, 145PSI MAX HYDRAULIC PRESSURE: 10,000PSI WITH HOSE & ENERPAC LIFTING RAM 100 TONNE AS NEW |
| 1 | LIFTING RAM, ENERPAC HYDRAULIC 50 TONNE LIFTING CAP SIZE: 220 (H) x 130mm DIAMETER |
| 1 | LIFTING RAM, ENERPAC HYDRAULIC 25 TONNE LIFTING CAP SIZE: 270 (H) x 80mm DIAMETER |
| 1 | PNEUMATIC LIFTING BAG, HOLMATRO MOD: HLB67 68 TONNE CAP LIFT HEIGHT: 520mm SIZE: 910 x 910mm |



| QTY | DESCRIPTION |
|-----|-------------|
|-----|-------------|

| | |
|---|---|
| 1 | 2 x PNEUMATIC LIFTING BAGS, HOLMATRO MOD: HLB12 12.2 TONNE CAP LIFT HEIGHT: 225mm SIZE: 410 x 410mm |
| 1 | PNEUMATIC LIFTING BAG, HOLMATRO MOD: HLB29 60 TONNE CAP LIFT HEIGHT: 348mm SIZE: 600 x 600mm |
| 1 | PNEUMATIC LIFTING BAG, HOLMATRO MOD: HLB29 60 TONNE CAP LIFT HEIGHT: 348mm SIZE: 600 x 600mm |
| 1 | PNEUMATIC LIFTING BAG, HOLMATRO MOD: HLB67 68 TONNE CAP LIFT HEIGHT: 520mm SIZE: 910 x 910mm |
| 1 | LIFTING SLINGS, NOBLE & SONS 2 @ 8 TONNE x 2m, BLUE & 1 @ 5 TONNE x 5m, RED AS NEW |
| 1 | 2 x LIFTING SLINGS, NOBLE & SONS 8 TONNE x 2m BLUE AS NEW |
| 1 | 2 x LIFTING SLINGS, NOBLE & SONS 8 TONNE x 2m BLUE AS NEW |
| 1 | LIFTING SLINGS, NOBLE & SONS 5 @ 2 TONNE x 2.5m, GREEN AS NEW |
| 1 | LIFTING SLINGS, NOBLE & SONS 2 @ 5 TONNE x 5m, RED & 1 @ 8 TONNE x 2m, BLUE AS NEW |
| 1 | WATER GENERATOR, KONIA GROUP MOD: 8000WG GENERATES WATER FROM THE AIR 240V NEW IN BOX |
| 1 | DIGITAL IRRIGATION CONTROLLER, HUNTER MOD: ACC1200 WITH SOLAR SYNC |
| 1 | DIGITAL IRRIGATION CONTROLLER, HUNTER MOD: ACC1200 WITH SOLAR SYNC |

| QTY | DESCRIPTION |
|-----|--|
| 1 | 24 x PAIRS, SUEDE GLOVES, FRONTIER, SWAGGY SIZE: SMALL (2 x PACKS) & 36 x PAIRS SAFETY GLASSES, C&A AUSTRALIA, SMOKE 3 x BOXES AS NEW |
| 1 | 24 x PAIRS, SUEDE GLOVES, FRONTIER, SWAGGY SIZE: SMALL (2 x PACKS) & 36 x PAIRS SAFETY GLASSES, C&A AUSTRALIA, SMOKE 3 x BOXES AS NEW |
| 1 | 24 x PAIRS, SUEDE GLOVES, FRONTIER, SWAGGY SIZE: SMALL (2 x PACKS) & 36 x PAIRS SAFETY GLASSES, C&A AUSTRALIA, SMOKE 3 x BOXES AS NEW |
| 1 | 24 x PAIRS, LEATHER GLOVES, PRO SAFE, WARRIOR 250 SIZE: XL (2 x PACKS) & 36 x PAIRS SAFETY GLASSES, C&A AUSTRALIA, SMOKE 3 x BOXES AS NEW |
| 1 | 24 x PAIRS, LEATHER GLOVES, PRO SAFE, WARRIOR 250 SIZE: XL (2 x PACKS) & 36 x PAIRS SAFETY GLASSES, C&A AUSTRALIA, SMOKE 3 x BOXES AS NEW |
| 1 | 24 x PAIRS, LEATHER GLOVES, PRO SAFE, WARRIOR 250 SIZE: XL (2 x PACKS) & 36 x PAIRS SAFETY GLASSES, C&A AUSTRALIA, SMOKE 3 x BOXES AS NEW |
| 1 | 48 x PAIRS, SUEDE GLOVES, FRONTIER, SWAGGY SIZE: SMALL (4 x PACKS) & 36 x PAIRS SAFETY GLASSES, C&A AUSTRALIA, SMOKE 3 x BOXES AS NEW |
| 1 | 42 x PAIRS, ASSORTED LEATHER & SUEDE GLOVES, PRO SAFE, WARRIOR 250 & 500 SIZE: XL (4 x PACKS) & 48 x PAIRS SAFETY GLASSES, C&A AUSTRALIA, SMOKE 4 x BOXES AS NEW |
| 1 | 2 x FULL FACE MASK RESPIRATORS, MSA ADVANTAGE 3000 AS NEW |

| QTY | DESCRIPTION |
|--|--|
| 1 | DIGITAL SCALES, NATIONAL MACS SERIES MOD: MACS12KA CAP: 12kg DIVISION: 1g 240V & METTLER PE 6000, 240V |
| 1 | TORQUE WRENCH HEADS, BLUE BIRD TW-1000 2 x 9 PIECE SETS, 30 TO 13mm (NO WRENCH) |
|  | 1 PTFE TEFLONE HOSE, STAINLESS STEEL BRAIDED MEDIUM DIA. 15-20mm ASSORTED SIZES AND LENGHT WITH FITTING TO SUIT APPROX 50 MTRS (1 x PALLET) |
|  | 1 PTFE TEFLONE HOSE, STAINLESS STEEL BRAIDED SMALL DIA. 5-10mm ASSORTED SIZES AND LENGHT WITH FITTING TO SUIT APPROX 100 MTRS (1 x PALLET) |
| 1 | INDUSTRIAL PARTS & COMPONENTS INCLUDING SWITCHES, PLUGS, FUSION PIPE FITTINGS, PNEUMATIC PARTS, ETC 1 x PALLET |
| 1 | HUGE QUANTITY DIN RAIL SPACER CLIPS, PHOENIX CONTACT, OTC 2.5-MT 1 x PALLET |
| 1 | STOCK TROLLEY, GALV STEEL 1200 x 500mm |
| 1 | WORKSHOP PEDESTAL FAN 240V |
| 1 | ELECTRIC LAWNMOWER, VICTA POWER CUT CORDLESS 36V, 900w WITH 2 x BATTERIES & CHARGER |
| 1 | 11 x VEHICLE ROAD BARRIERS, GALV STEEL, 4300 x 320mm WTIH 2 x CURVED ENDS 1 x PALLET |
| 1 | HEAVY DUTY STEEL BEAMS, PIPE & SHS, INCLUDING I BEAM, 400 x 150 x 6500mm, 400 x 150 x 6000mm & 250 x 150 x 4400mm, C SECTION, 180 x 75 x 7400mm, 230 x 75 x 7000mm & 230 x 75 x 7000mm, SHS, 150 x 150 x 8000mm, 150 x 150 x 6000mm & PIPE, 323mm DIAMETER x 10 x 3200mm 1 x STILLAGE |
| 1 | ASSORTED STORAGE CASES INCLUDING ELECTRONIC COMPONENTS |

QTY

DESCRIPTION



- 1 VINTAGE WOOL SCALES, MERCURY SCALE CO
BALANCING SCALES
MOD: 11302
CAPACITY: 603LB
PLATFORM SIZE: 600 x 600mm



- 1 VINTAGE HAMMER MILL, HORWOOD BAGSHAW
MOD: HBB
NO: 1255
IMPERIAL GRINDER/MILL
600RPM
BELT DRIVER

- 1 3 x MATCHING STILLAGES, HEAVY DUTY STEEL, WIRE MESH SIDES,
1200 x 950 x 850mm

- 1 4 x MATCHING STILLAGES, HEAVY DUTY STEEL, STACKABLE
2360 x 1420 x 1310mm (H)

- 1 4 x MATCHING STILLAGES, HEAVY DUTY STEEL, STACKABLE
1520 x 1030 x 970mm (H)

- 1 EXPLOSIVES STORAGE CABINET, 840 x 460 x 1140mm (H)
SINGLE DOOR, STEEL
(DOOR HINDGES REMOVED, NO KEY)

- 1 AIR COMPRESSOR, SCORPION
MOD: B3800B SERIES
SINGLE STAGE
POWERED BY PETROL ENGINE

- 1 HAZMAT SUIT, DUPONT
TYCHEM 10000 HI VIS
PERSONAL PROTECTION WITH CARRY BAG



- 1 CNC CONTROL CABINET,
FITTED WITH CNI PLC, COMMANDER
INVERTER DRIVE, POWER TRANSFORMERS, ETC
1040 x 670 x 2000mm (H)

| QTY | DESCRIPTION |
|-----|---|
| 1 | FLAMMABLES STORAGE CABINET, VERTIPLAN 1250 x 690 x 1410mm (H) 2 DOOR, STEEL, RED CAPACITY: 250 LITRE |
| 1 | FLAMMABLES STORAGE CABINET, VERTIPLAN 1440 x 590 x 1660mm (H) 2 DOOR, STEEL, YELLOW CAPACITY: 250 LITRE |
| 1 | FLAMMABLES STORAGE CABINET, VERTIPLAN 1250 x 690 x 1410mm (H) 2 DOOR, STEEL, RED CAPACITY: 250 LITRE |
| 1 | 37 (APPROX) x PALLET RACKING CROSS BEAMS, ACRO 2580 (L) x 100mm 1 x PALLET |
| 1 | WORKSHOP VICE, DAWN 125mm OFFSET WITH WIRE ROPE CABLE & 2 x SAW BLADES, 320 & 400mm DIAMETER |
| 1 | PRESSURE WASHER, KEW 5003VA DIESEL HEATED 415V WITH HOSE & GUN, MOBILE |
| 1 | DEWALT BRUSHLESS HAMMER DRILL, 18V, CHARGER, BATTERY & CASE, 2 x MILWAUKEE CORDLESS LITHIUM-ION SOLDERING IRONS, 12V, CHARGER, MAKITA BREAKER DRILL HR3000C, 850w, 240V & GMC 1250w ROUTER, 240V |
| 1 | PROJECTA DUAL DISPLAY BATTERY CHARGER, IC2500, 12V, 25 AMP & POWER TECH PLUS, 12V, 10 AMP BATTERY CHARGER |
| 1 | ASSORTED LED LIGHTING, DOWNLIGHTS, CORDLESS LED FLOODLIGHT, ETC 1 x SHELF |
| 1 | ASSORTED AC ELECTRIC FITTINGS, AIR CONDITIONER CONTROLLERS, ETC 1 x SHELF |
| 1 | HYDRAULIC TROLLEY JACK, 1800kg & MAXUS HYDRAULIC BOTTLE JACK, 20,000kg, ETC |
| 1 | CERAMIC TILE CUTTER, SIGMA 50cm WITH TIEL LIFTER, B&D LASER LEVELLER & STUD FINDER |

QTY

DESCRIPTION



| | |
|---|--|
| 1 | ROLLER CONVEYOR ON HEAVY DUTY STEEL STAND LENGTH: 3000mm WIDTH: 450mm HEIGHT: 930mm ADJUSTABLE |
| 1 | BOLT CUTTERS, RECORD 942 & BURG, 4 x SLIDING CLAMPS, POICKS, SLEDGE HAMMERS, AXES & STEEL BLOCKS, 1 x PALLET |
| 1 | HAND PUMP, PACER, MINI AIR COMPRESSOR, DR AIR, 12V, FLUID PUMP, 240V, CHARGERS & POWER BOX 1 x SHELF |
| 1 | FALL ARREST BODY HARNESS, CLIMBING ROPE & MILLER FALL ARREST DEVICE, WITH HONOR PERSONNEL LIFT SEAT |
| 1 | 14 x PACKS ASSORTED ARC WELDING RODS, WELDING EARTH LEADS, CLAMPS, GOGGLES & M&W PRECISION COMB SET 1 x SHELF |
| 1 | BAILEY TRESTLE LADDER, 135kg, 1.5 TO 4.5m WITH JOCKEY WHEEL/STEER WHEEL ASSEMBLY |
| 1 | HIKOKI POWER TOOLS INCLUDING IMPACT GUN, MODEL WR36DB, CIRCULAR SAW, MODEL C3607DA , DRILL & DRIVER WITH 3 x BATTERIES & CHARGER |
| 1 | HIKOKI POWER TOOLS INCLUDING ANGLE GRINDER, G18DBL, CHAINSAW, CS3630DA & BLOWER, 2 x BATTERIES & CHARGER |
| 1 | FRICTION DROP SAW, HITACHI, 300mm, 2 x ANGLE GRINDERS WITH WIRE WHEELS, 240V, BOSCH MULTI CUTTER TOOL, 18V WITH 3 x BATTERIES & CHARGER |
| 1 | 25 x ROTARY HOE/TRACTOR ATTACHMENT BLADES, EUROZAPPA, ITALY 250 x 85mm AS NEW |
| 1 | PORTABLE COOLER, EVA KOOL, 12V, WITH ACCESSORIES, 650 x 400 x 450mm (H), ESKY, DOMETIC COOL ICE 33, POLY 400 X 350 x 430mm (H) |
| 1 | LARGE ASSORTMENT STAINLESS STEEL/GAVLANISED, BOLTS, NUTS, TEK SCREWS, WASHERS, ETC |
| 1 | OXY ACETYLENE TORCH SET INC REGS, HOSE, TORCH, TIP SET, BOTTLES & TROLLEY |

| QTY | DESCRIPTION |
|-----|---|
| 1 | IC EBOX, EVA KOOL, FIBREGLASS, 900 x 400 x 440mm (H) & 530 x 400 x 420mm (H) |
| 1 | AUTOMATIC LEVEL, SOKKIA C32 WIHT CASE, TRIPOD & MEASURING STAFF, 7m |
| 1 | ASSORTED BATTERY CHARGERS, POWER SUPPLYS & MOTOR PRO 4 IN 1 POWER STATION |
| 1 | BAR FRIDGE, GVA 34 LITRE GVAB542, 240V, WAECO COOL FREEZE CAR FRIDGE/FREEZER, 12/24V & ANKO CORDLESS VACUUM CLEANER |
| 1 | 2 x SWIFT LIFTS, REID, 6- 10 TONNE |
| 1 | 2 x SWIFT LIFTS, AUSTLIFT 10 TONNE |
| 1 | POWER TOOLS INCLUDING, CIRCULAR SAW & DRILLS, HEDGE & LIEN TRIMMER, 240V, HAND TOOLS, GALV CHAIN & AUTO ACCESSORIES, 1 x SHELF |
| 1 | COMPOUND MITRE SAW, OZITO MOD: CMG403 210mm BLADE 240V |
| 1 | SHEET METAL CIRCULAR CUTTER, MCPHERSONS MOD: 20C |
| 1 | TOW BALL HITCH ASSEMBLY, UNIVERSAL ADJUSTABLE HEIGHTG & 2 x SPOTLIGHTS |
| 1 | PIPE THREADING MACHINE, COLINS THRED-O-MATIC DOM: 1979 WITH ASSORRTED THREADIGN ATTACHMENTS, 415V |
| 1 | TROLLEY JACK, HEAVY DUTY WITH 2 x CHASSIS STANDS |
| 1 | ELECTRICAL SWITCHES, PLUGS, CONTACTORS, PRESSURE SWITCHES, CONNECTORS, ETC 1 x SHELF |
| 1 | QTY OF CONCRETE LEVELS, SCREADS, STEEL SHS, ETC. (1 x PALLET) |



| QTY | DESCRIPTION |
|-----|--|
| 1 | 9 x PIPELINE COMPONENTS & VALVES INCLUDING FLEXI JOINTS, SIZES, 8, 6, 4, 3 & 2 1/2", ETC, BUTTERFLY VLAVES, 100 & 150mm, STAUFF PIPE CLAMPS, ETC 1 x TIMBER CRATE |
| 1 | 2 x HUSQVARNA CONCRETE VIBRATOR DRIVE UNITS, POWERED BY HONDA GX160, NO ACCESSORIES & HOPPT 1300 WACKER, ALL FAULTS |
| 1 | 2 x FLEXTOOL CONCRETE VIBRATOR DRIVE UNITS, POWERED BY HONDA PETROL GX160 ALL FAULTS |
| 1 | 2 x SACK TRUCKS, RED |
| 1 | 2 x CONCRETE VIBRATOR DRIVE UNITS, POWERED BY HONDA PETROL MOTORS ALL FAULTS |
| 1 | WHEELBARROW, SACK TRUCK, BLUE, GO CART MADE FROM SACK TRUCK, BUILDERS PLASTIC & PVC FITTINGS |
| 1 | 2 x CONCRETE VIBRATOR DRIVE UNITS, MASTER FINISH & WACKER NEUSON POWERED BY HONDA PETROL GX160 MOTORS ALL FAULTS |
| 1 | RADIAL ARM SAW, OMGA MOD: RADIAL 600 P3S 300mm DIAMETER BLADE 900 x 1200mm TABLE 415V |
| 1 | DUST EXTRACTION & COLLECTION UNIT, WOODFAST MOD: 900 SINGLE BAG MOBILE, 240V |